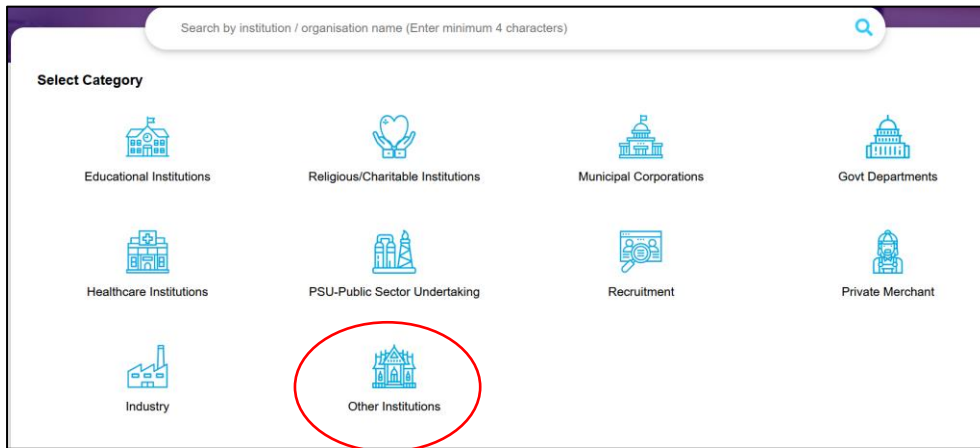


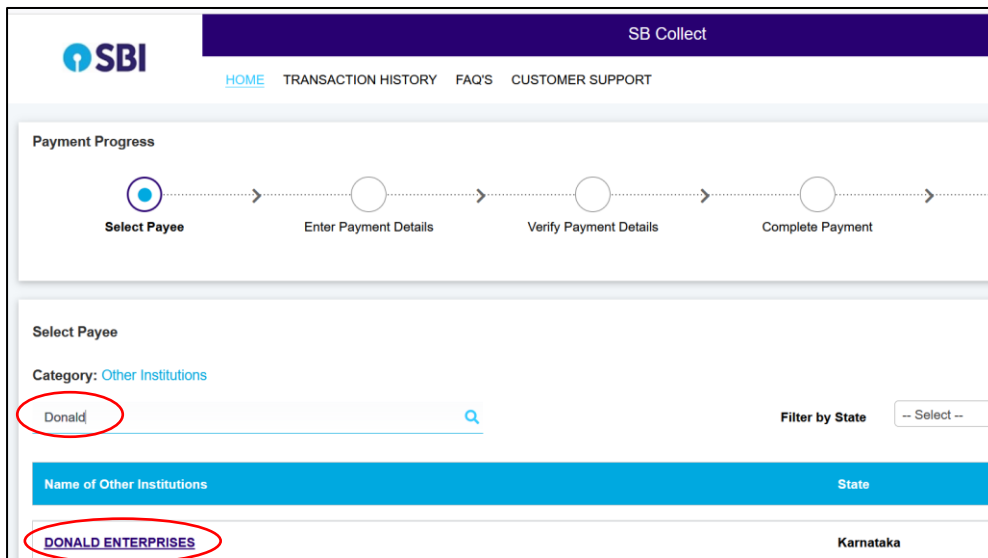
Steps to make Payment for Books

Select Other Institutions

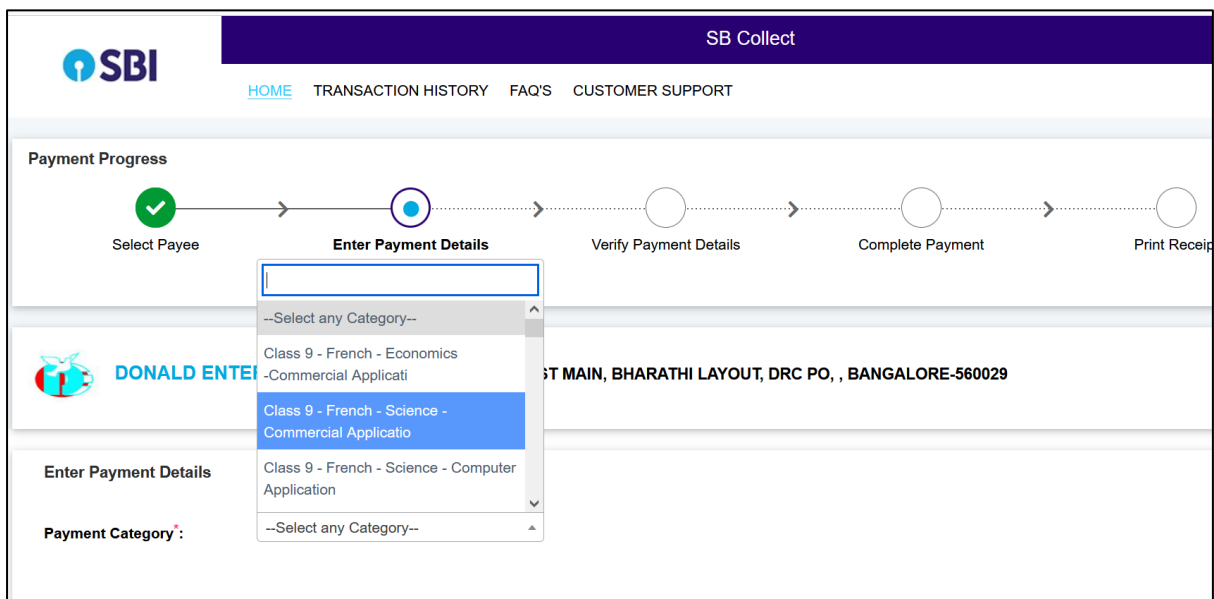


Type in 'Donald' in the box search for Other Institutions

Click on DONALD ENTERPRISES under 'Name of Other Institutions'



Select the Books Category (Payment Category) as per the Class / Elective / Language



Fill in all the Details

Student Name, Admission Number (New Students - Registration Number), Class / Section

Parent Name, Phone Number,

Enter Your Details

Check the Box, Enter the Capcha and Click on NEXT

I have read and agreed to the [Terms & Conditions](#)

The screenshot shows the SBI online payment interface. At the top, there is a navigation bar with the SBI logo and links for HOME, TRANSACTION HISTORY, FAQs, and CUSTOMER SUPPORT. Below this is a 'Payment Progress' bar with five steps: Select Payee, Enter Payment Details (current step), Verify Payment Details, Complete Payment, and Print Receipt. The main content area is titled 'DONALD ENTERPRISES' and contains a form for entering payment details. The form includes fields for Payment Category (dropdown), Student Name, Admission Number, Parent Name, Phone Number, Class and Sec, and Books Amount. There is also a Remarks field. Below the form, there are radio buttons for 'Individual' (selected) and 'Organization / Company'. At the bottom, there is a CAPTCHA field with the text 'reg2F' and a 'Next' button.

Verify Payment Details

The screenshot shows a modal window titled 'Verify Payment Details'. It contains a list of payment details: Payment Category, Student Name, Admission Number, Parent Name, Phone Number, Class and Sec, Books Amount, and Remarks. Each item is followed by a small icon representing the field type.

Select Payment Mode (Netbanking/ Card / Other Mode) and complete Payment

The screenshot shows the SBI online payment interface at the 'Verify Payment Details' step. The 'Payment Progress' bar at the top shows that 'Verify Payment Details' is the current step, with 'Complete Payment' and 'Print Receipt' as subsequent steps. The main content area is divided into three sections: 'Net Banking', 'Card Payments', and 'Other Payment Modes'. 'Net Banking' includes options for State Bank of India and Other Banks Internet Banking. 'Card Payments' includes options for Rupee Debit Card, Credit Cards, and Prepaid Cards. 'Other Payment Modes' includes options for Branch, NETS/STCS, and UPI. Each option has a 'Click Here' button.

Print / Download the Receipt